ExhibitNow 3304 *AMPLIFY Backwall with Four Shelves & One Monitor Cutout and Two Halo Counters*

This PDF template can be opened directly in Adobe Illustrator. You can design right on the "DESIGN HERE" layer, or copy each individual template into the software program of your choice.

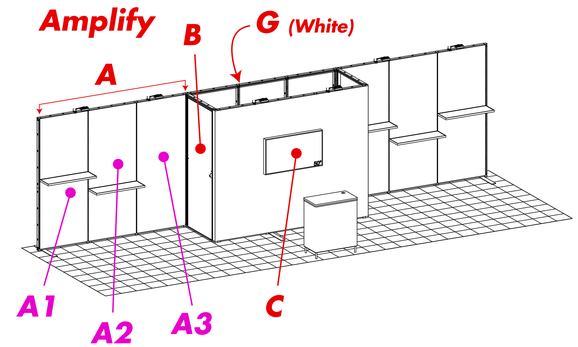

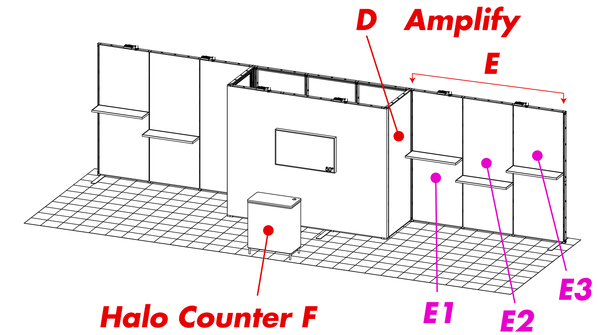

Use this template to setup your Amplify backwall

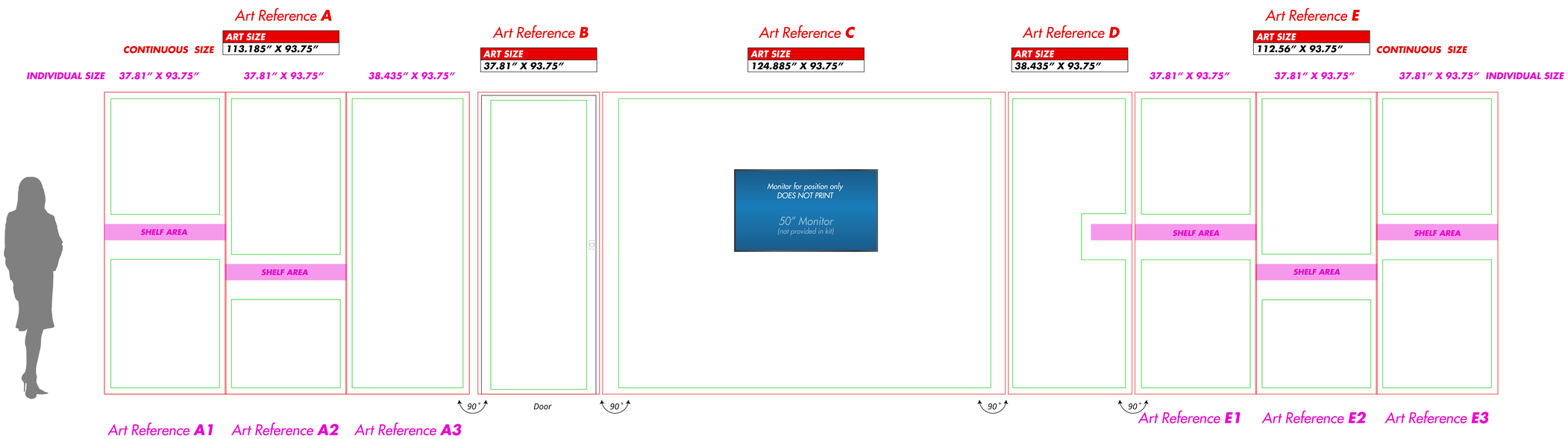

ART SIZE *- This area contains all necessary bleed but,* ***DOES NOT GET COMPLETELY CUT OFF. MUST FILL WITH BACKGROUND ART!*** *Any art in this area can potentially be cut off, hidden or distorted in the finishing process.*

SAFE ART AREA - Keep all logos, text and critical art in this area.

Please supply native packaged art files (NOT PDFs).

All necessary bleed is built into the given art size. Leave any PANTONE Colors as PMS callouts.

GENERAL ART INSTRUCTIONS:

- *Do not embed images - supply linked images*
- *Use PhotoShop EPS links with JPEG Max Encoding for flat raster files & TIFF or PNG for layered rasters*
- *Resolution should be 100 ppi at final physical size*
- *Convert all fonts to outlined artwork*
- *Best Black=RGB 0-0-0 or CMYK 100-100-100-100*

COLOR:

Type your Pantone colors at the red x's, and fill that color in the square to the left. If no Pantone colors are listed, the color will print "as supplied" with no guarantee to color accuracy.

PANTONE COLOR			
	x		x
	x		x
	x		x

Wall panels for (A) can contain either Independent Art, Continuous Art or Combinations of the two given certain restrictions.

If using Continuous Art, layout your artwork across the given template keeping critical art within the Green boxes and allowing background art to cross over the Art Size red lines onto the adjacent panel(s).

If wall panels are to be Independent in design, fill each wall to the given Red box and then use the Red box as a MASK for that independent wall panel to separate the different wall panels.

Don't worry about overlapping the red boxes, the art will be separated along the red box lines during production to insure the integrity of each independent panel.

Please contact your Skyline Representative with questions.

Use this template to setup your Halo counter

Art Reference ***F***

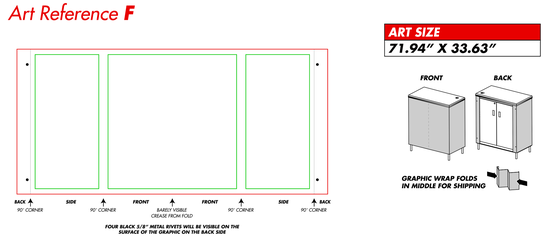

ART SIZE
71.94" X 33.63"

SAP39952 © Skyline Exhibits 260615