

Amplify

Flexible Merchandising & Messaging for *Inline* and *Island Booths*

Amplify is Skyline's modular display system designed for inline and entry-level island booths. Combine walls, closets, conference rooms, shelving, monitor mounts, and accessories to build an exhibit that fits your space, your brand, and your budget.

Its standardized aluminum, steel, and plastic components work like building blocks, giving our design team endless configuration possibilities while keeping setup simple and costs in check.



Key Features of the Amplify Display System

8' and 12' wall heights, including monolith structures, build the vertical presence your brand deserves.

Closets and Conference Rooms. Add real functionality to your booth with enclosed storage closets and private conference rooms, each featuring lockable doors for security and professionalism on the show floor.

Repositionable Shelving Merchandise your products with ease. Amplify shelving repositions to suit your display needs, with a weight capacity ranging from 7 lbs. near the top of the frame to 50 lbs. near the bottom.

Monitor Mounts and LED Lighting. Integrate flatscreen presentations and front-lit LED arm lighting to showcase your brand and bring your booth to life.



Fabric Graphics. Every Amplify exhibit features high-impact Skyline fabric graphics produced in-house. Silicon-edge graphics install easily on the front and back of the frame, and include a black light-blocking backer that eliminates frame shadows for a clean, finished look.

Hard Case Packaging. Amplify components pack into durable hard cases for most inline booth configurations, offering convenient protection during shipping and transport without the need for crates. Larger island configurations may require crates for some components.

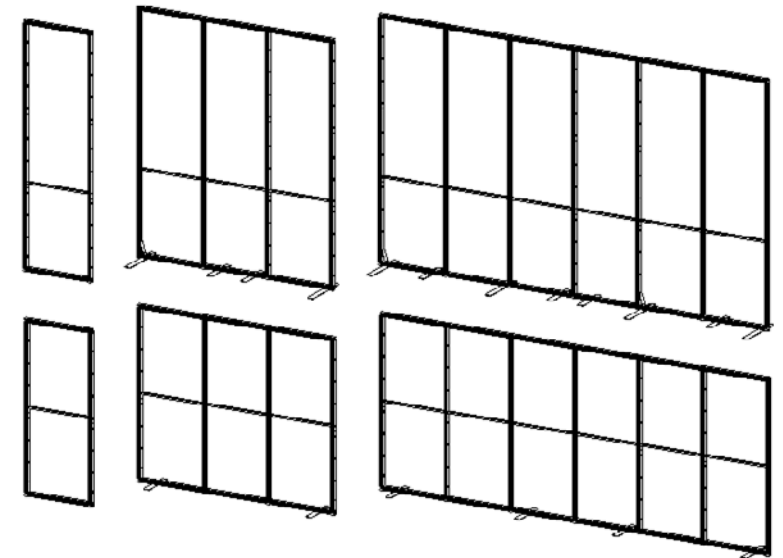
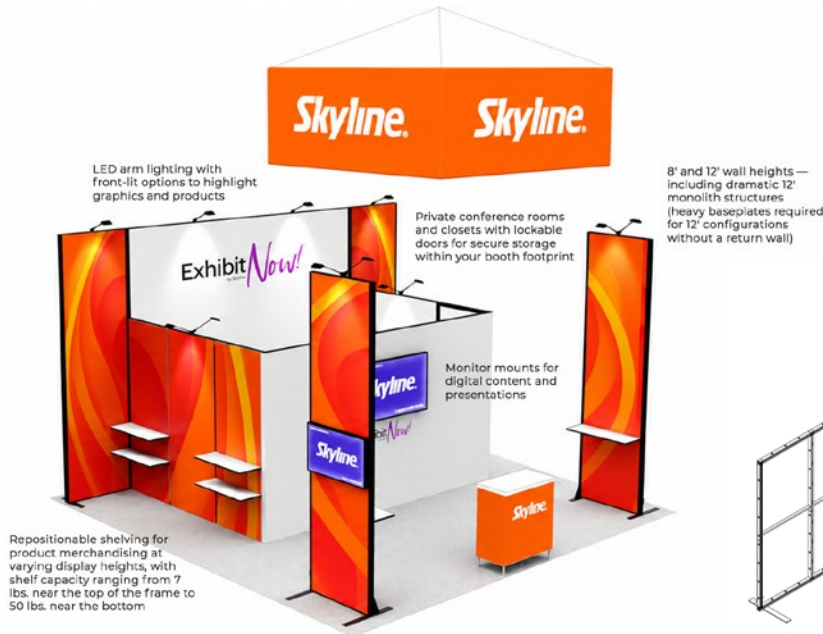
ExhibitNow Kits. Pre-configured Amplify kits include counters and accessories that are available for 10x10, 10x20, 10x30, and 20x20 booth spaces, shipping within 7 days of order placement and artwork finalization.

Benefits of the Amplify Display System

Amplify is built for exhibitors who need a professional, structured booth without the cost or complexity of a premium system.

Amplify's modular design means your exhibit investment works across every show on your calendar. Scale up to a 20x20 island or scale down to a 10x10 inline using the same components, with no wasted budget. Universal frames and connections make it easy to add walls, closets, or conference rooms as your needs grow.

The frames are reusable and built to minimize waste, reducing the environmental impact of your trade show program over time. And because most Amplify configurations ship in hard cases rather than crates, you benefit from lower drayage costs and more flexible shipping arrangements from show to show. Larger island exhibits may require crated components.



Single Panel

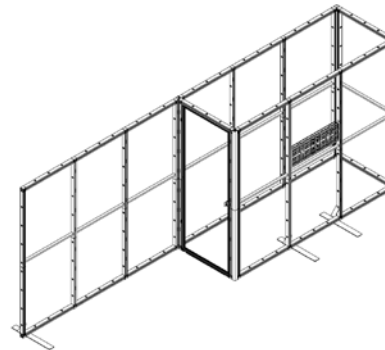
Length: 39.3"
Height: 94.7" OR 133"
Width: 2"

10' Unit (3 Panel)

Length: 114"
Height: 94.7" OR 133"
Width: 2"

20' Unit (6 Panel)

Length: 226"
Height: 94.7" OR 133"
Width: 2"



Amplify is available for rental or purchase.

Its durable aluminum, steel, and plastic components are engineered for repeated use, delivering longevity show after show while reducing replacement costs over time. Components assemble quickly, keeping labor costs low and teardown stress-free.

This modular display system may be combined with other Skyline products and digital activations across a range of booth sizes, especially larger inline and island exhibits. Discover how by contacting us today.

800-328-2725 or
visit us at [skyline.com](https://www.skyline.com).